

# Les Cours Bellerive

## Plan d'unité

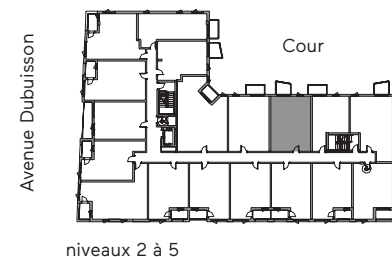
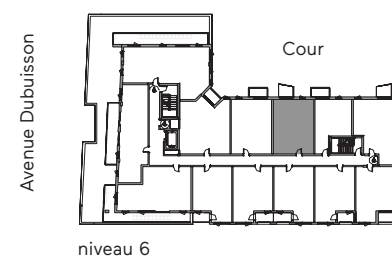
Modèle  D5

Superficie - Area

653 pi<sup>2</sup>/sq<sup>2</sup>

Unité(s) - Unit(s)

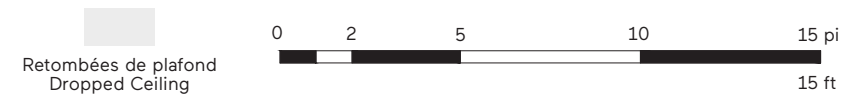
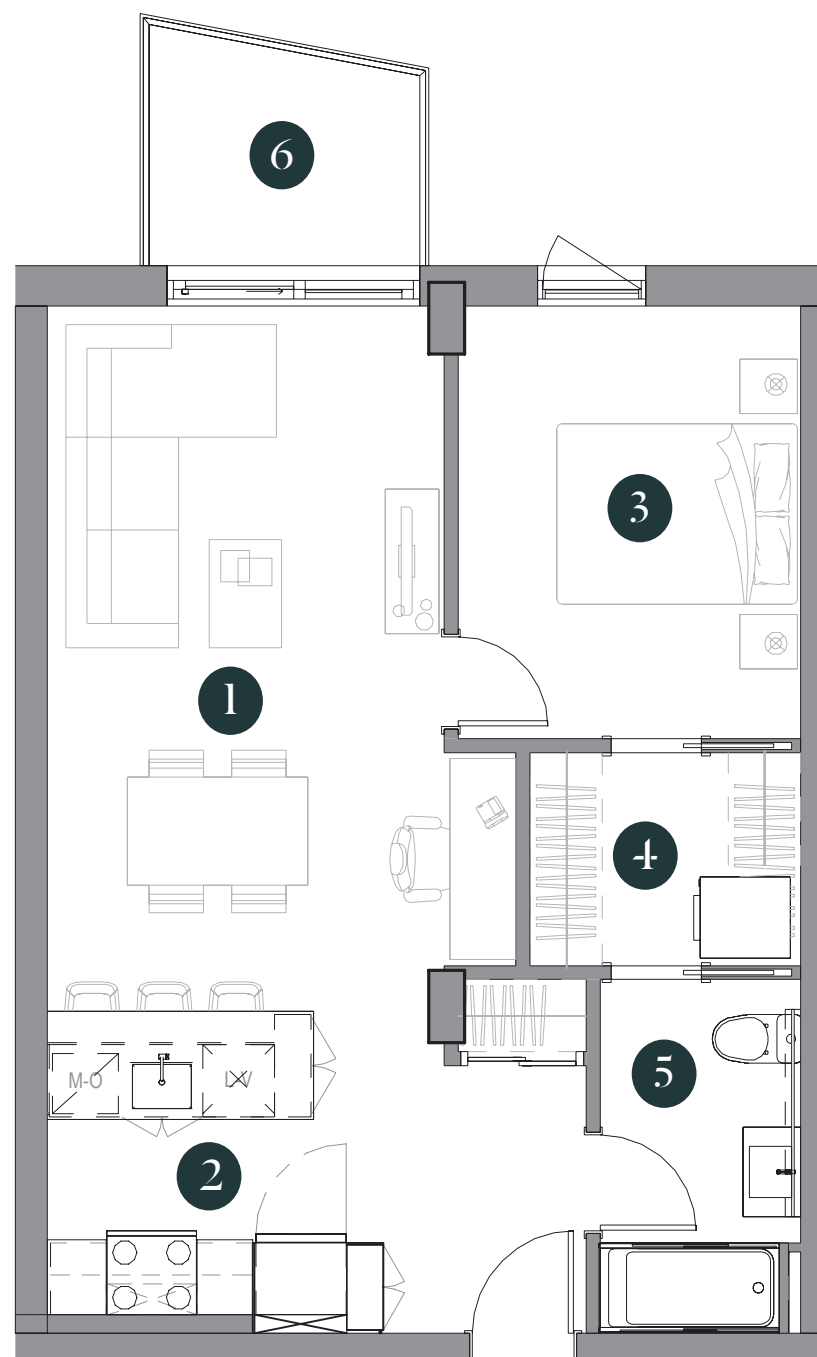
210, 310, 410, 510, 608



Par / By

 Prével  
ALLIANCE

 INOVIM



1

Séjour - Salle à manger  
Living Room - Dining Room  
11'-0" x 19'-7"

2

Cuisine  
Kitchen  
9'-4" x 8'-11"

3

Chambre Principale  
Master Bedroom  
9'-6" x 12'-0"

4

Walk-in  
7'-6" x 5'-11"

5

Salle de bain  
Bathroom  
5'-7" x 9'-10"

6

Balcon N2, N4, N6  
Balcony N2, N4, N6  
8'-0" x 6'-3"

7

Balcon N3 et N5  
Balcony N3 et N5  
10'-0" x 5'-0"

Plans préliminaires sujets à changements. La superficie brute des logements n'inclut pas celle des balcons et/ou terrasses. La superficie et la dimension des plans de vente sont approximatives et peuvent varier. Des modifications architecturales peuvent apparaître suite à la coordination mécanique.

Preliminary plans subject to modifications. The unit area excludes the balcony and/or terraces. The areas are approximate and are subject to variation. Architectural modifications may appear following mechanical coordination.