

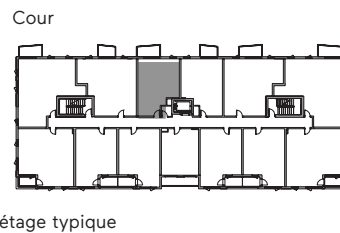
Les Cours Bellerive

Plan d'unité

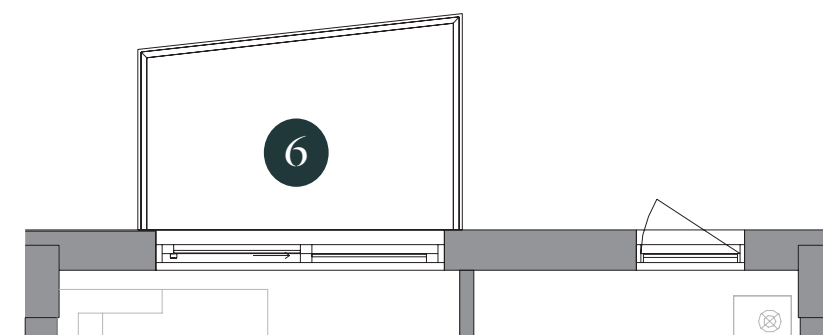
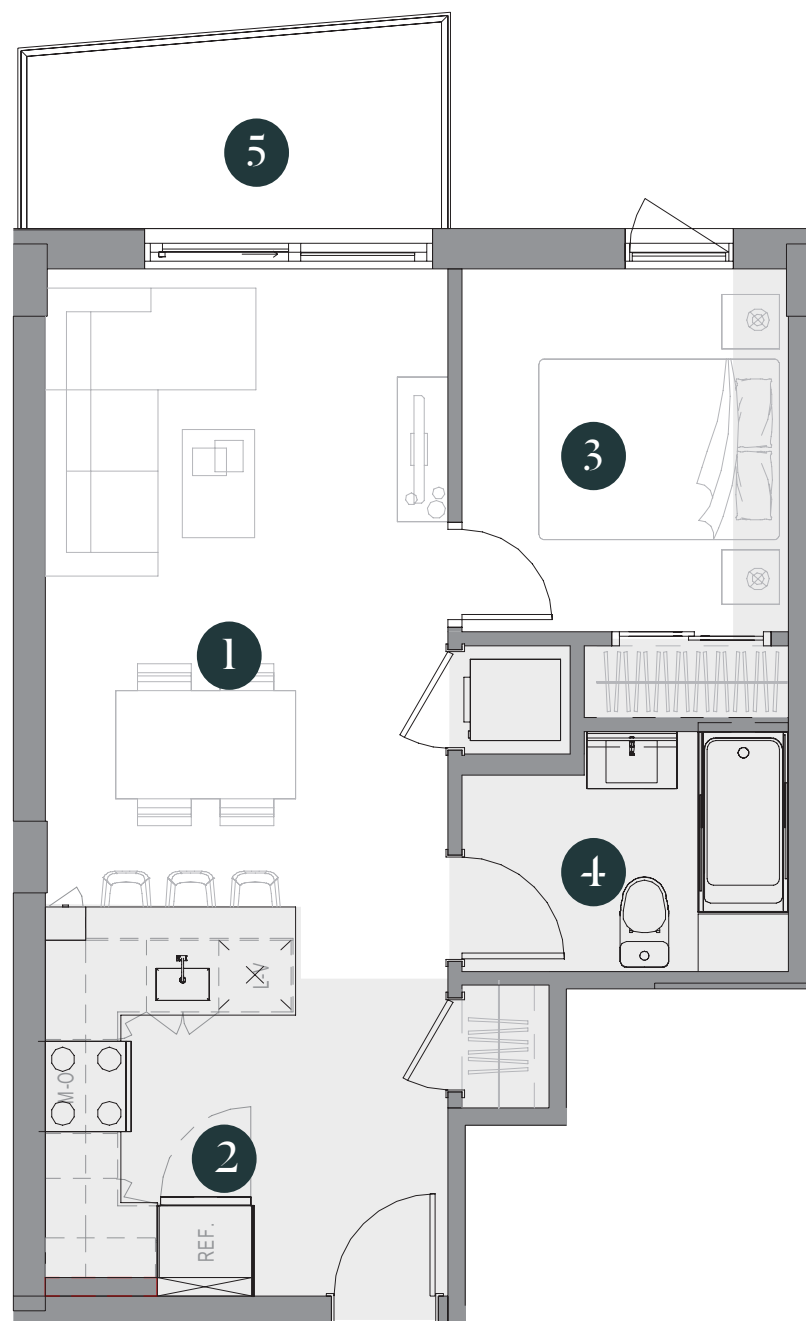
Modèle  C1 - INV

Superficie - Area
567 pi²/sq²

Unité(s) - Unit(s)
202, 302, 402, 502, 602



Par / By



- | | | | | | |
|--|---------------------------------------|--|--|---|--|
| 1 | 2 | 3 | 4 | 5 | 6 |
| Séjour
Living Room
11'-3" x 17'-8" | Cuisine
Kitchen
7'-0" x 10'-10" | Chambre Principale
Master Bedroom
9'-1" x 10'-1" | Salle de bain
Bathroom
6'-7" x 9'-1" | Balcon 2-4-6
Balcony 2-4-6
11'-6" x 5'-6" | Balcon 3-5
Balcony 3-5
8'-6" x 5'-6" |

Plans préliminaires sujets à changements. La superficie brute des logements n'inclut pas celle des balcons et/ou terrasses. La superficie et la dimension des plans de vente sont approximatives et peuvent varier. Des modifications architecturales peuvent apparaître suite à la coordination mécanique.

Preliminary plans subject to modifications. The unit area excludes the balcony and/or terraces. The areas are approximate and are subject to variation. Architectural modifications may appear following mechanical coordination.